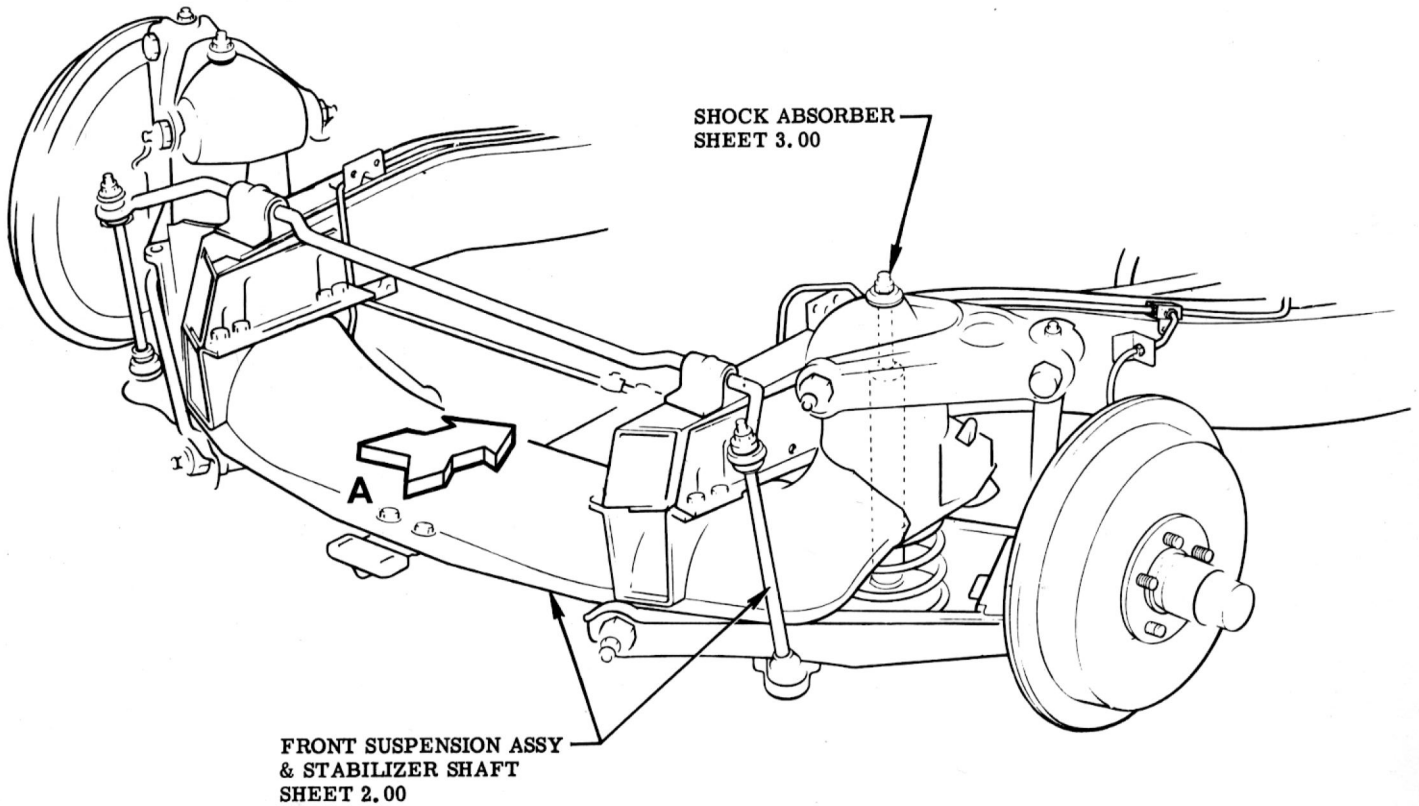
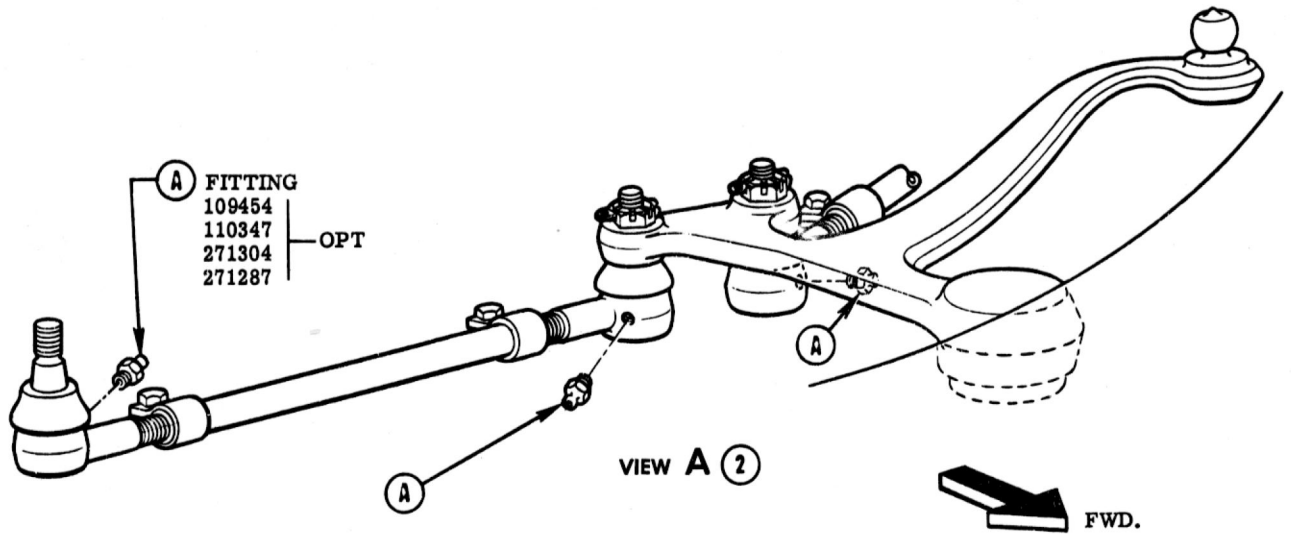


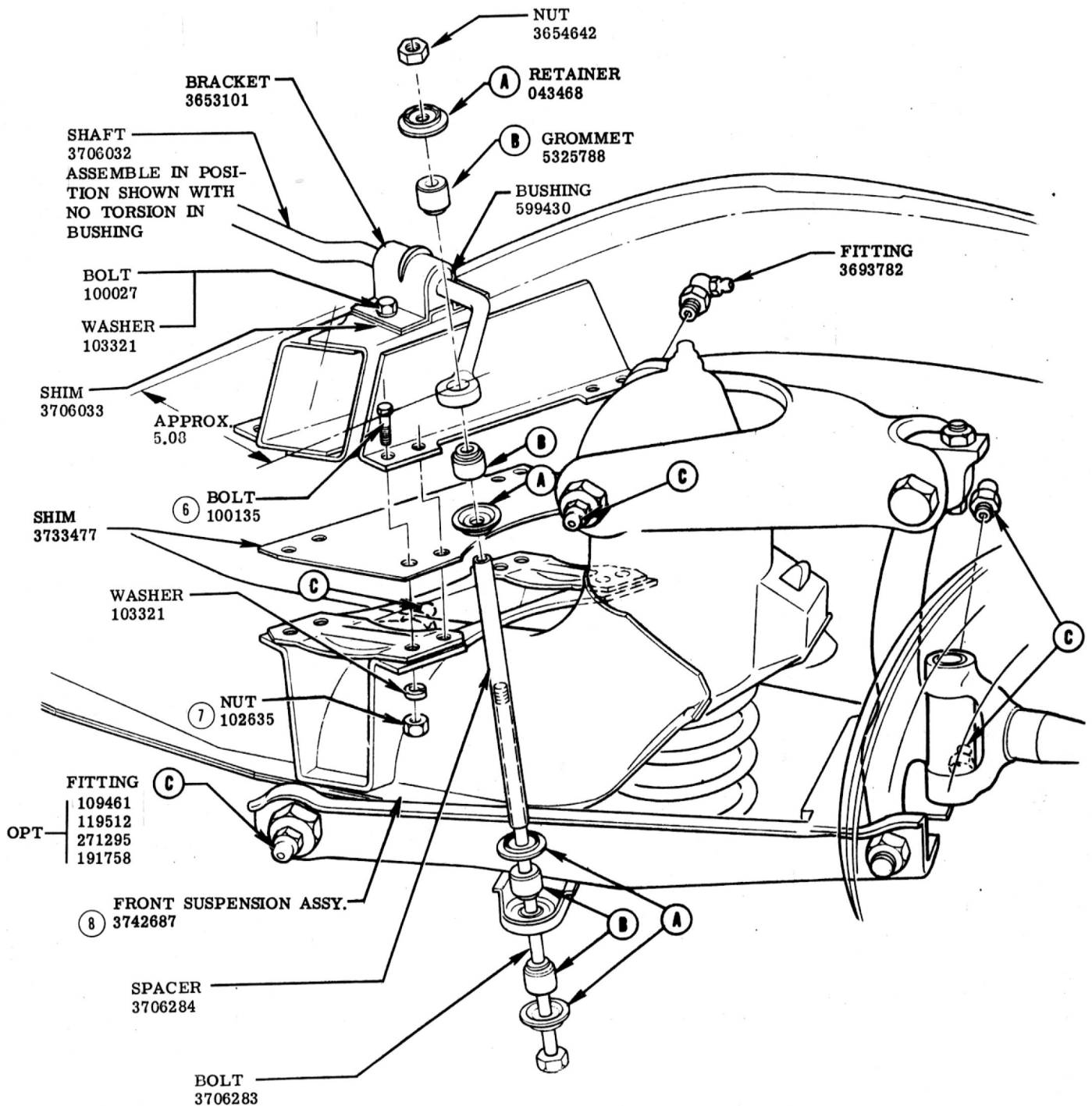
1 BODY MOUNTING



FRONT SUSPENSION GEOMETRY - SHEET 4.00

FRONT SUSPENSION

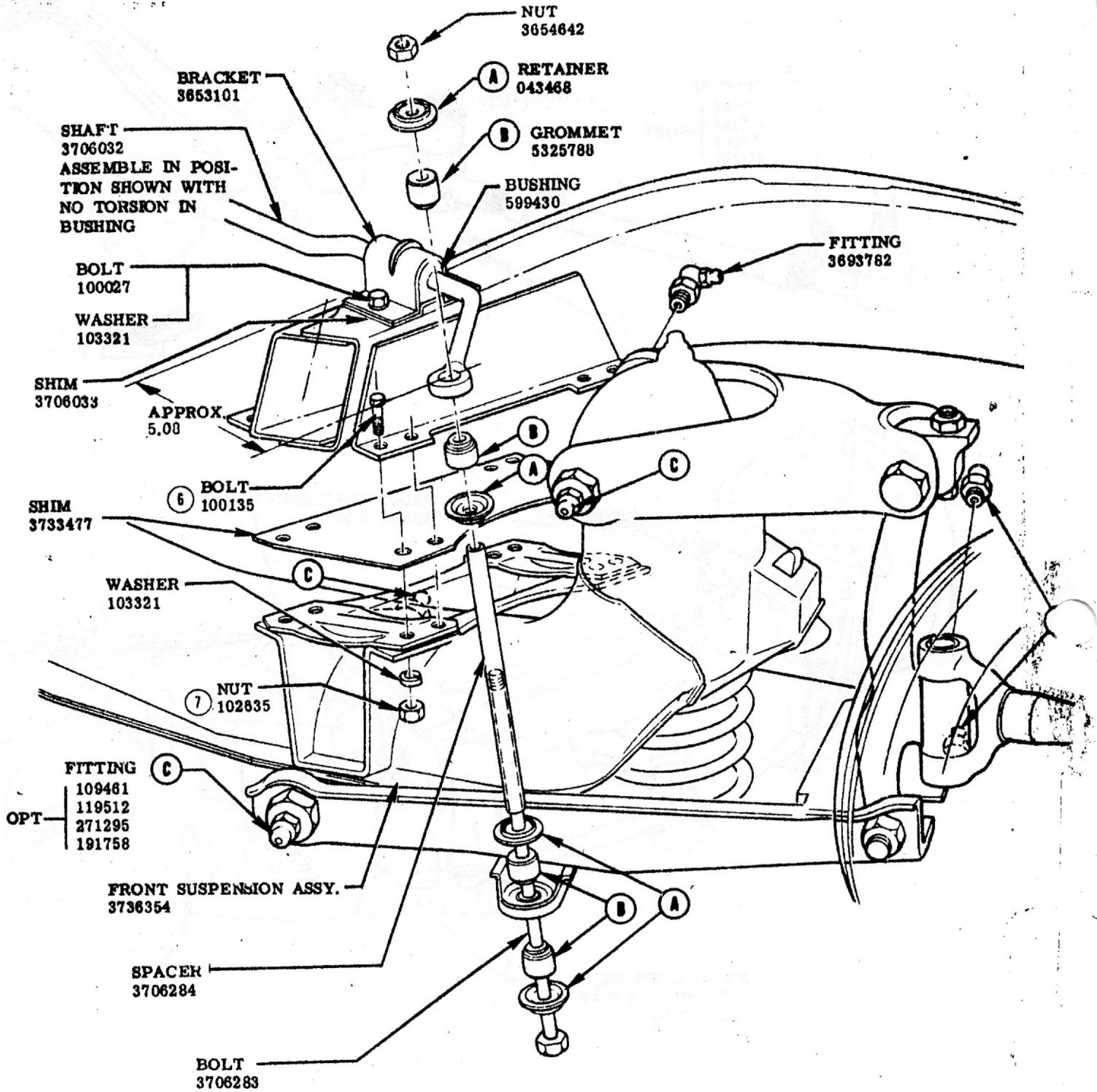
						NAME CORVETTE INSTRUCTION MANUAL				
						REF.	DRAWN C. C.	CHECKED N. D.	SECT.	SHEET
12-18-56	2	VIEW REVISED	3859	V	F	DATE	PART No.		3	1.00
7-31-56	1	REDRAWN REV. & RELEASED	7615	V	F	9-15-55	3726900			
DATE	SYM.	REVISION RECORD	AUTH.	DR.	CK.					



SEE LUBRICATION CHART SECTION 14

FRONT SUSPENSION & STABILIZER SHAFT

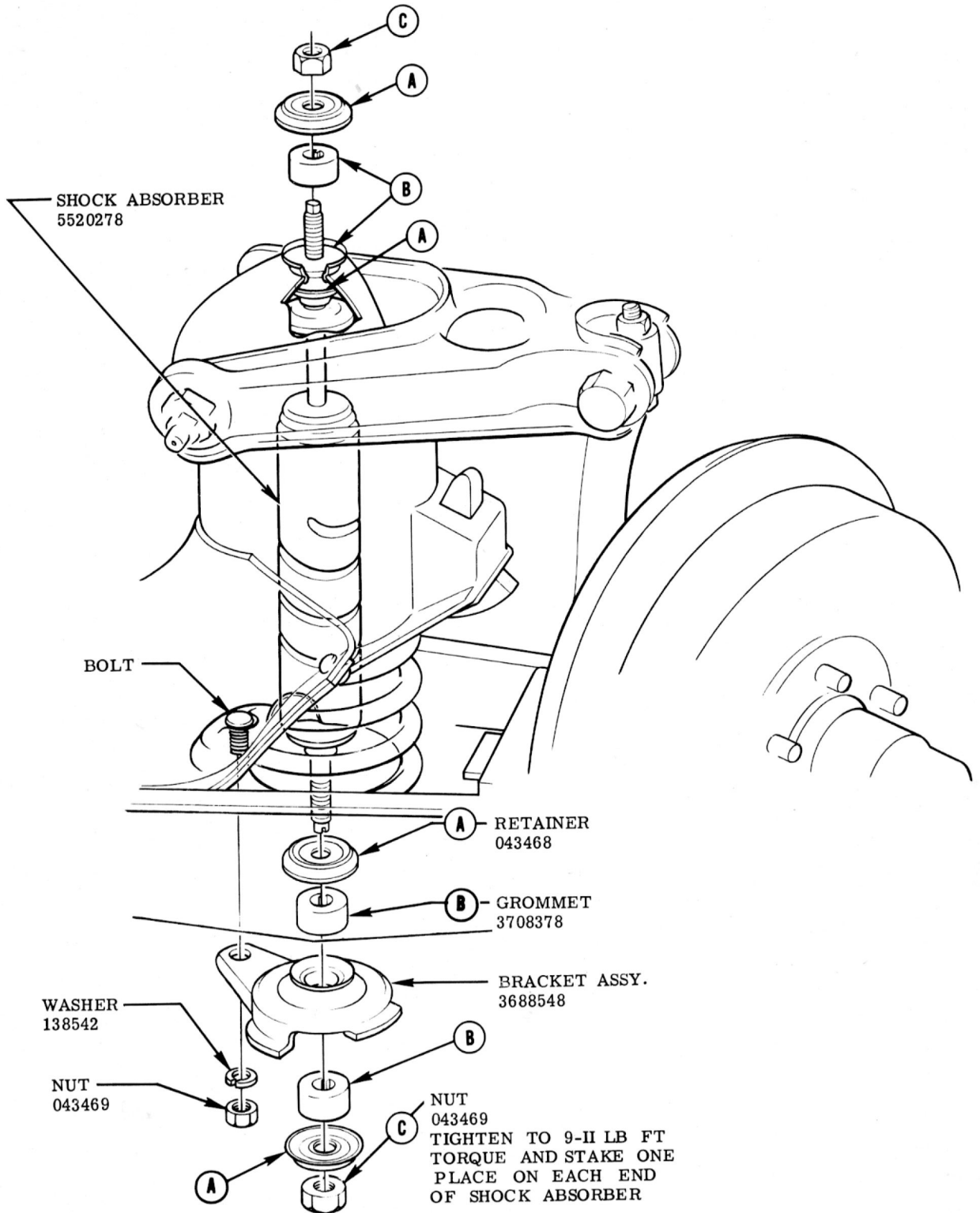
12-11-56	8	WAS 3736354	3859		F	NAME CORVETTE INSTRUCTION MANUAL				
	7	WAS 103026			F	REF.	DRAWN O. W.	CHECKED N. D.	SECT.	SHEET
10-11-56	6	WAS 100027	3729			DATE	PART No.		3	2.00
7-31-56	5	REDRAWN & REVISED FOR 57	7616	V	F	9-15-55	3726900			
DATE	SYM.	REVISION RECORD	AUTH.	DR.	CK.					



SEE LUBRICATION CHART SECTION 14

FRONT SUSPENSION & STABILIZER SHAFT

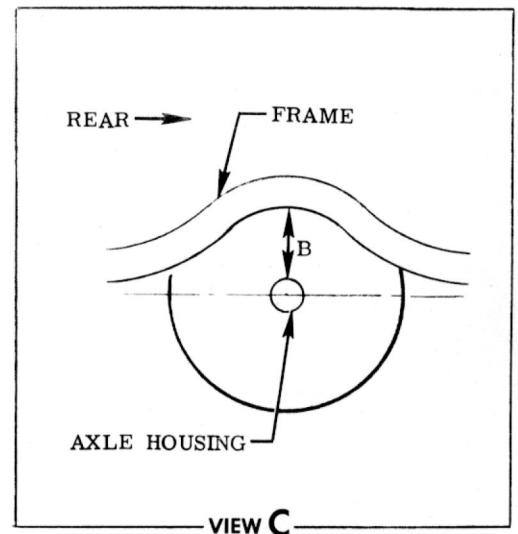
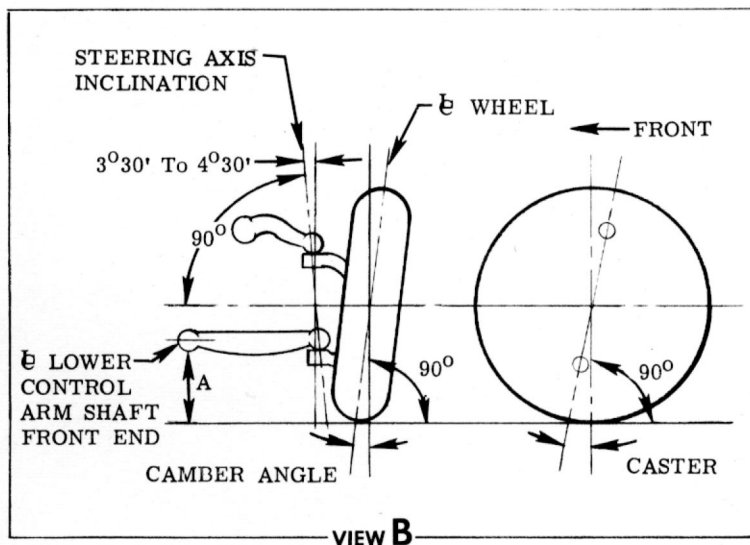
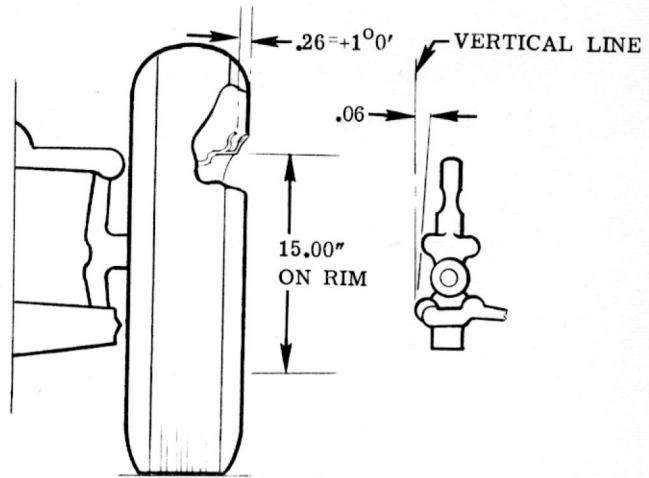
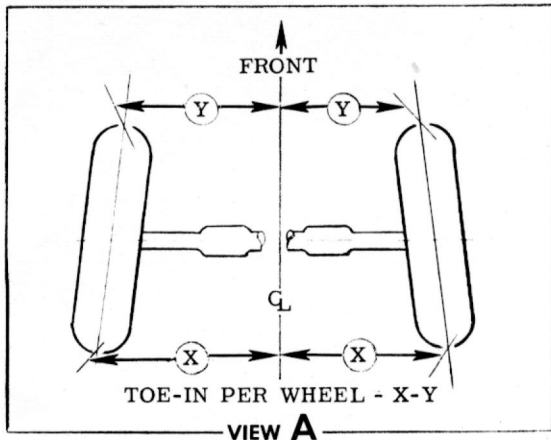
						NAME		CORVETTE INSTRUCTION MANUAL		
DATE	SYM.	REVISION RECORD	AUTH.	DR.	CK.	REF.	DRAWN	CHECKED	SECT.	SHEET
	7	WAS 103026			F		O. W.	N. D.	3	2.00
10-11-56	6	WAS 100027	3729							
7-31-56	5	REDRAWN & REVISED FOR 57	7616	V	F	DATE	PART No.			
						9-15-55	3726900			



SEE LUBRICATION CHART SECTION 14

FRONT SHOCK ABSORBER

					NAME					CORVETTE INSTRUCTION MANUAL				
					REF.		DRAWN O. W.		CHECKED N. D.		SECT.		SHEET	
					DATE 9-15-55		PART No. 3726900			3		3.00		
DATE	SYM.	REVISION RECORD			AUTH.	DR.	CK.							



	VIEW A	VIEW B			VIEW C
	Toe-In Per Wheel	Camber Angle	Caster Angle	Front Dim. A	Rear Dim. B
* DESIGN LOAD	.00 to .12	# +0°20' ± 0°30'	# +0°25' ± 0°30'	8.73	3.00
** CURB WEIGHT	.00 to .12	+0°30' ± 0°30'	+0°30' ± 0°30'	9.15	3.80

- * DIMENSION WITH VEHICLE UNDER ACTUAL DESIGN LOAD CONDITION (2-150 LB. PASSENGERS.)
- ** DIMENSION WITH VEHICLE UNDER ACTUAL CURB LOAD CONDITION (NO PASSENGERS, BUT INCLUDING OIL, WATER & A FULL TANK OF GASOLINE OR EQUIV.)
- # RIGHT AND LEFT SIDES EQUAL WITHIN 15'
- ** THESE DIMENSIONS ARE THEORETICAL AND ARE FOR REFERENCE ONLY, NOT TO BE USED FOR CHECKING WHEEL ALIGNMENT.

FRONT SUSPENSION GEOMETRY

						NAME	CORVETTE INSTRUCTION MANUAL			
						REF.	DRAWN R. L.	CHECKED L. S.	SECT.	SHEET
						DATE	PART No.		3	4.00
DATE	SYM.	REVISION RECORD	AUTH.	DR.	CK.	9-15-55	3726900			