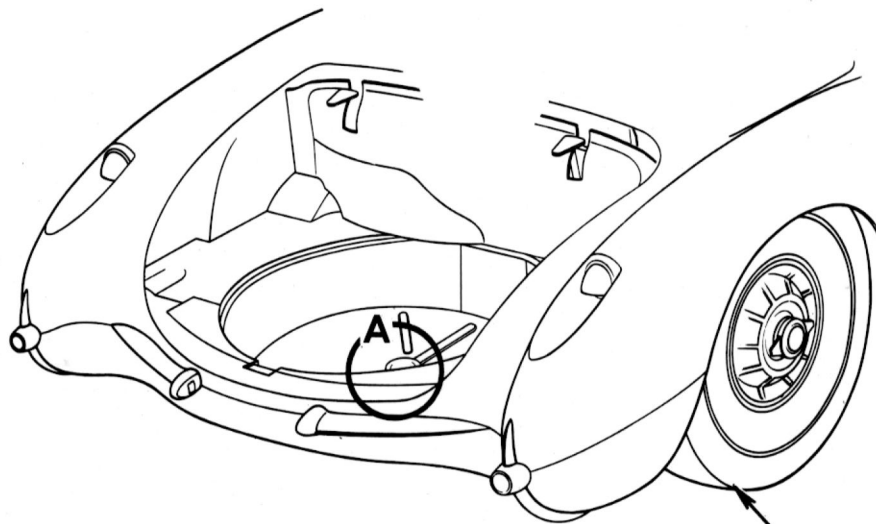
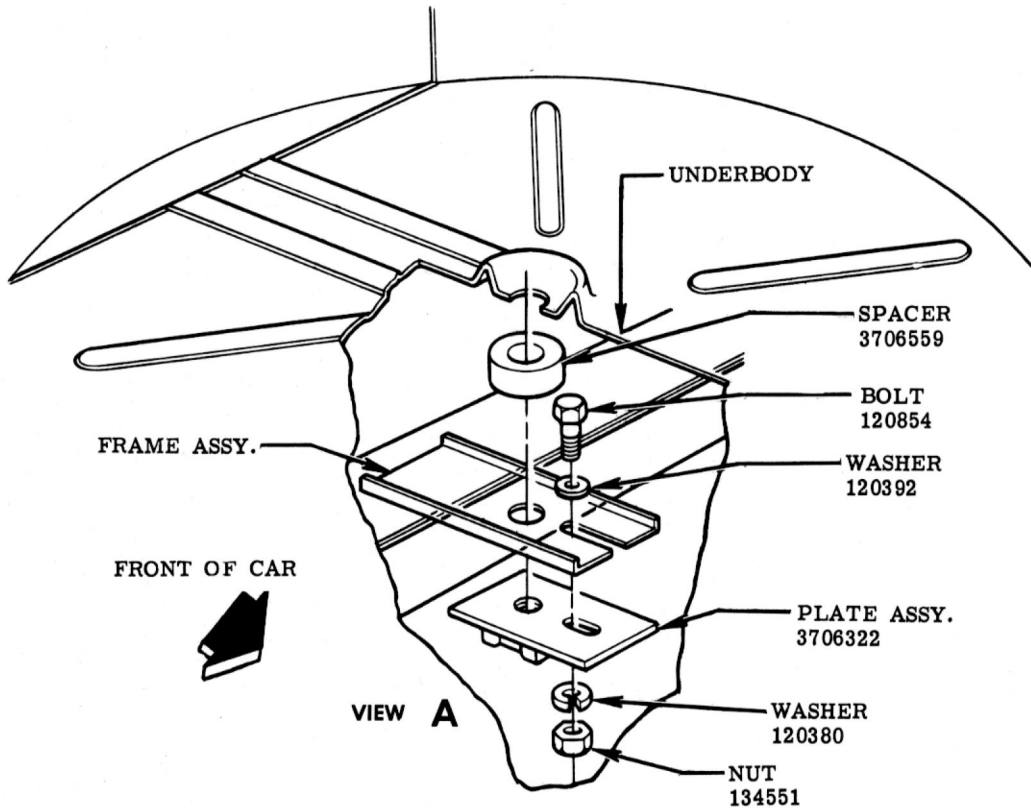


DOMINION

WHEELS & TIRES

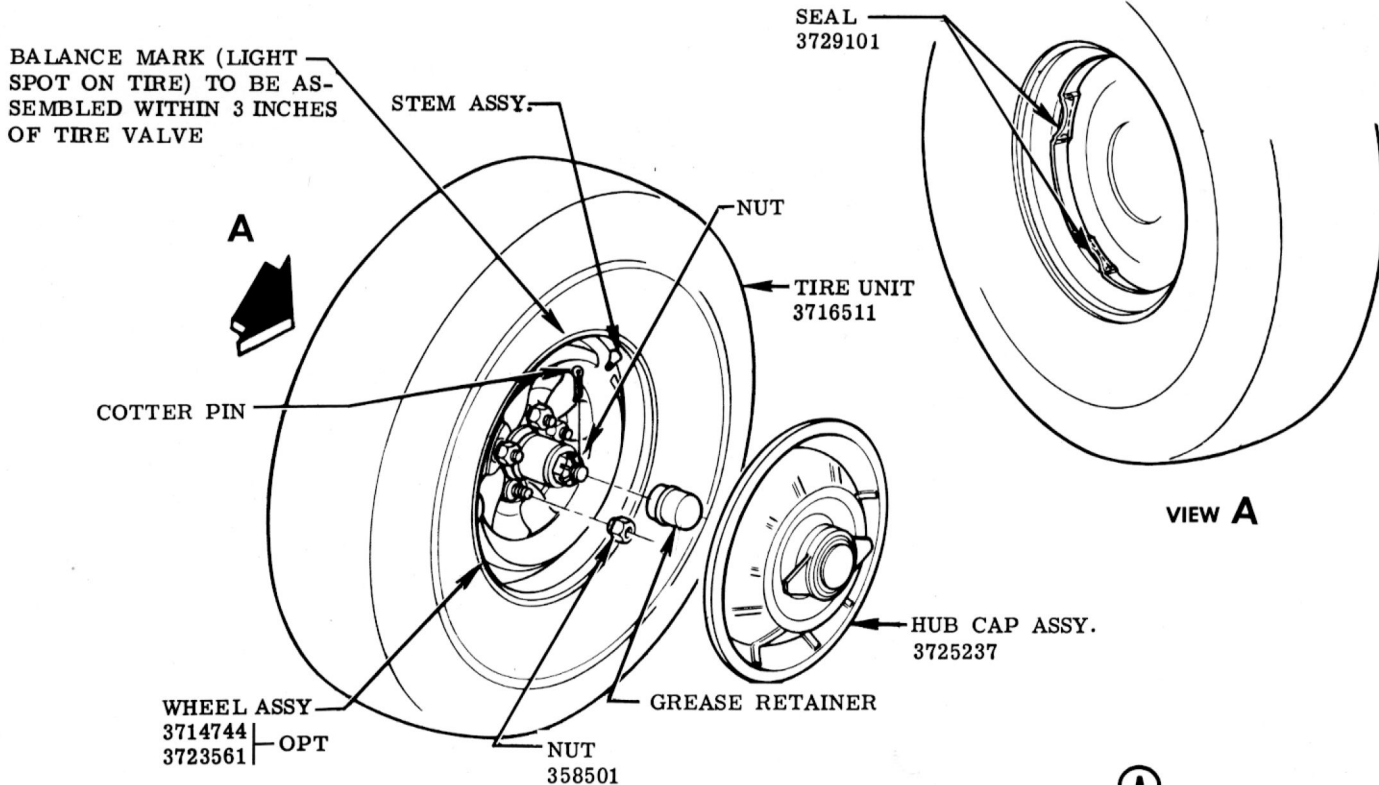
10 WHEELS & TIRES



WHEELS & TIRES TO HUBS  
SHEET 2.00

**WHEEL & TIRES**

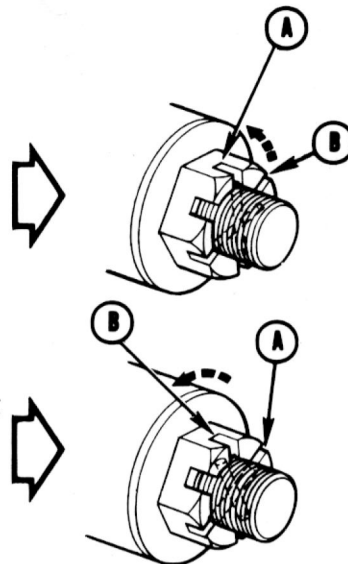
						NAME	CORVETTE INSTRUCTION MANUAL			
						REF.	DRAWN W.S.	CHECKED N.D.	SECT.	SHEET
						DATE	PART No.		10	1.00
DATE	SYM.	REVISION RECORD	AUTH.	DR.	CK.	9-15-55	3726900			



**FRONT WHEEL BEARING ADJUSTMENT**

TIGHTEN NUT TO 400 POUND INCHES ON TORQUE WRENCH. IF, AT THIS POINT SLOT (A) IN THE NUT LINES UP WITH EITHER OF THE HOLES IN THE SPINDLE, BACK OFF THE NUT (1/6 TURN) UNTIL THE NEXT SLOT (B) LINES UP WITH THIS SAME HOLE AND INSERT COTTER PIN.

TIGHTEN NUT TO 400 POUND INCHES ON TORQUE WRENCH. IF, WHEN THE NUT IS TIGHT, THE SLOT (A) HAS PASSED BEYOND THE POINT OF LINING UP WITH THE COTTER PIN HOLE, BACK OFF THE NUT A SUFFICIENT AMOUNT (LESS THAN 1/6 TURN) TO LINE UP THE SECOND NEXT SLOT (B) AND THE OTHER COTTER PIN HOLE.



NOTE: IT IS IMPORTANT THAT WRENCHES BE CHECKED PERIODICALLY TO MAINTAIN SPECIFIED LOAD.

ALL TIRES OF SAME SIZE AND PLY RATING FURNISHED WITH ANY VEHICLE SHALL BE OF SAME MAKE

SEE LUBRICATION CHART SECTION 14

**WHEELS & TIRES TO HUBS.**

						NAME				CORVETTE INSTRUCTION MANUAL					
						REF.		DRAWN		CHECKED		SECT.		SHEET	
								D. B.		N. D.		10		2.00	
7-31-56						8		REDRAWN & REVISED FOR 57				7612		F	
DATE						SYM.		REVISION RECORD				AUTH. DR. CK.		DATE	
												9-15-55		PART No. 3726900	